




Wire Wound Chip Common Mode Choke – AMCW-B Series



Operating Temp. : -40°C~+150°C

FEATURES

- Winding type realizes small size and low profile
- Suppression of common mode noise at high frequency
- Excellent solderability
- AEC-Q200 verified

APPLICATIONS

- Common mode noise filtering for automotive CAN-BUS and signal line.

PRODUCT IDENTIFICATION

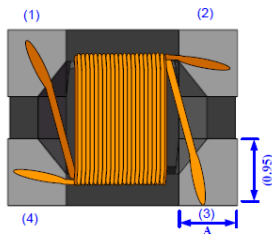
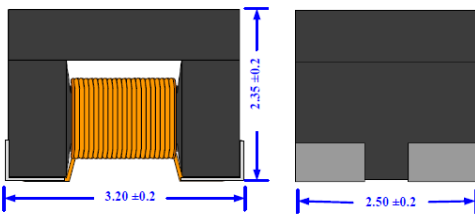
<u>AMCW</u> ①	<u>3225</u> ②	<u>B</u> ③	<u>-2</u> ④	<u>-110</u> ⑤	<u>T</u> ⑥																				
<table border="1"> <tr><th colspan="2">Type</th></tr> <tr><td>AMCW</td><td>Winding Type Common Mode Choke</td></tr> </table>		Type		AMCW	Winding Type Common Mode Choke	<table border="1"> <tr><th colspan="2">External Dimensions (L×W) (mm)</th></tr> <tr><td>3225 [1210]</td><td>3.2×2.5</td></tr> <tr><td>4532 [1812]</td><td>4.5×3.2</td></tr> </table>		External Dimensions (L×W) (mm)		3225 [1210]	3.2×2.5	4532 [1812]	4.5×3.2	<table border="1"> <tr><th colspan="2">Code</th></tr> <tr><td>B</td><td>For CAN-BUS</td></tr> </table>		Code		B	For CAN-BUS						
Type																									
AMCW	Winding Type Common Mode Choke																								
External Dimensions (L×W) (mm)																									
3225 [1210]	3.2×2.5																								
4532 [1812]	4.5×3.2																								
Code																									
B	For CAN-BUS																								
<table border="1"> <tr><th colspan="2">Number of Lines</th></tr> <tr><td colspan="2">2</td></tr> </table>		Number of Lines		2		<table border="1"> <tr><th colspan="2">Inductance(uH)</th></tr> <tr><th>Example</th><th>Nominal Value</th></tr> <tr><td>110</td><td>11</td></tr> <tr><td>220</td><td>22</td></tr> <tr><td>510</td><td>51</td></tr> <tr><td>101</td><td>100</td></tr> </table>		Inductance(uH)		Example	Nominal Value	110	11	220	22	510	51	101	100	<table border="1"> <tr><th colspan="2">Packing</th></tr> <tr><td>T</td><td>Tape & Reel</td></tr> </table>		Packing		T	Tape & Reel
Number of Lines																									
2																									
Inductance(uH)																									
Example	Nominal Value																								
110	11																								
220	22																								
510	51																								
101	100																								
Packing																									
T	Tape & Reel																								

SHAPE AND DIMENSIONS

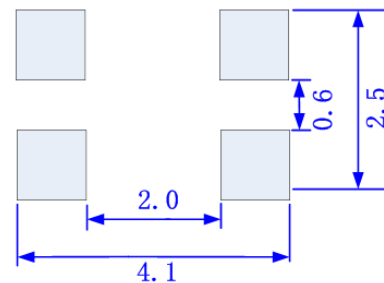
AMCW3225B TYPE

Recommended Land Pattern

Unit:mm

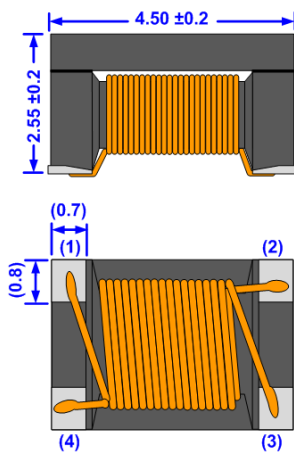


Part Number	A
AMCW3225B-2-110T/220T	0.80mm
AMCW3225B-2-510T/101T	0.70mm



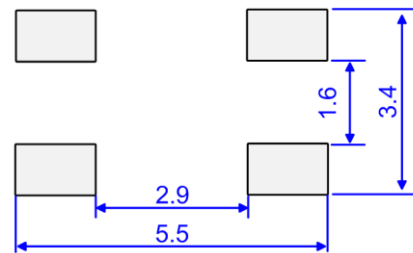
SHAPE AND DIMENSIONS

AMCW4532B TYPE



Recommended Land Pattern

Unit: mm



SPECIFICATIONS

AMCW3225B TYPE

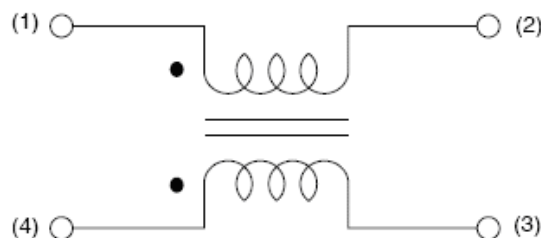
Part Number	Inductance	DC Resistance	Rated Current	Rated Voltage	Insulation Resistance
	+50%/-30%	Max.	Max.	Max.	Min.
Units	uH	Ω	mA	Volts	MΩ
Symbol	L	DCR	I _r	V _{DC}	IR
AMCW3225B-2-110T	11(@100KHz/0.1V)	0.3	400	80	10
AMCW3225B-2-220T	22(@100KHz/0.1V)	0.5	300	80	10
AMCW3225B-2-510T	51(@100KHz/0.1V)	1.5	200	80	10
AMCW3225B-2-101T	100(@100KHz/0.1V)	1.8	150	80	10

AMCW4532B TYPE

Part Number	Inductance	DC Resistance	Rated Current	Rated Voltage	Insulation Resistance
	+50%/-30%	Max.	Max.	Max.	Min.
Units	uH	Ω	mA	Volts	MΩ
Symbol	L	DCR	I _r	V _{DC}	IR
AMCW4532B-2-110T	11(@ 100KHz/0.1V)	0.5	360	50	10
AMCW4532B-2-220T	22(@ 100KHz/0.1V)	0.8	310	50	10
AMCW4532B-2-510T	51(@ 1.0MHz/0.1V)	1.0	230	50	10
AMCW4532B-2-101T	100(@ 1.0MHz/0.1V)	2.0	200	50	10

※: Products with other electrical characteristics can be provided upon customer's request. Please contact your local sales.

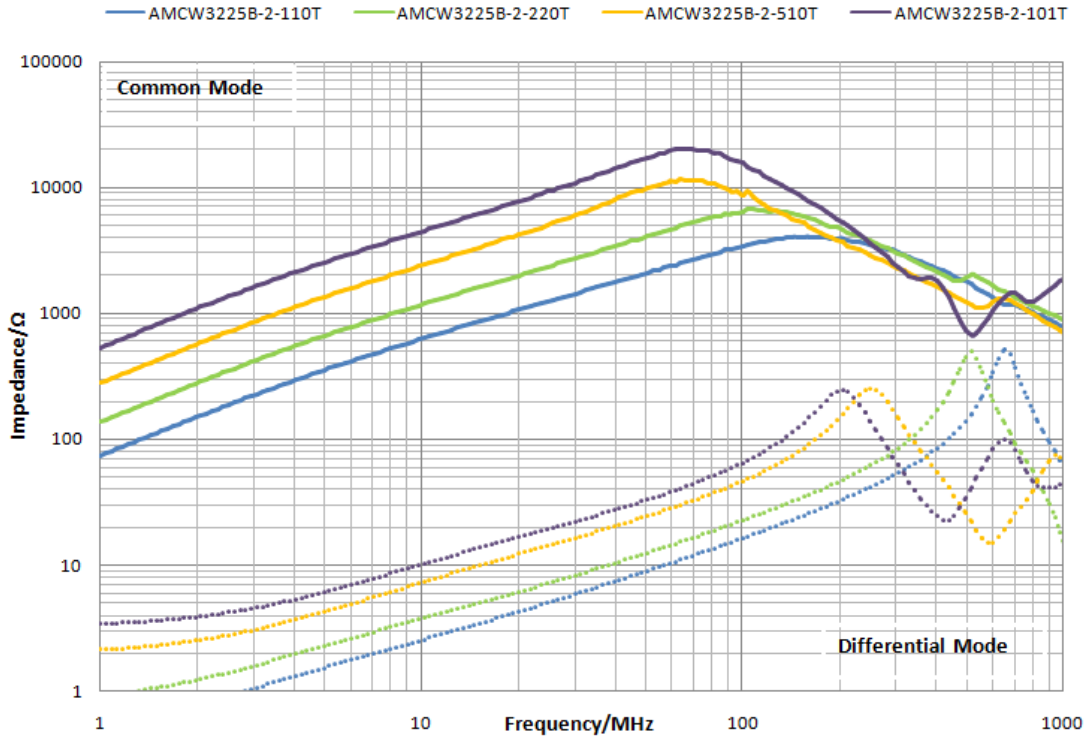
EQUIVALENT CIRCUIT



TYPICAL ELECTRICAL CHARACTERISTICS

AMCW3225B TYPE

Impedance vs. Frequency



AMCW4532B TYPE

Impedance vs. Frequency

